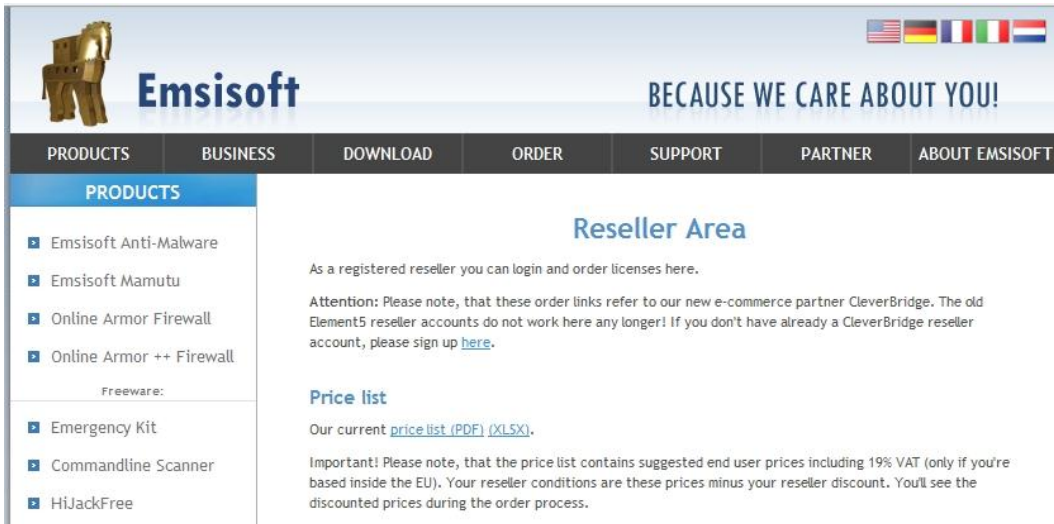


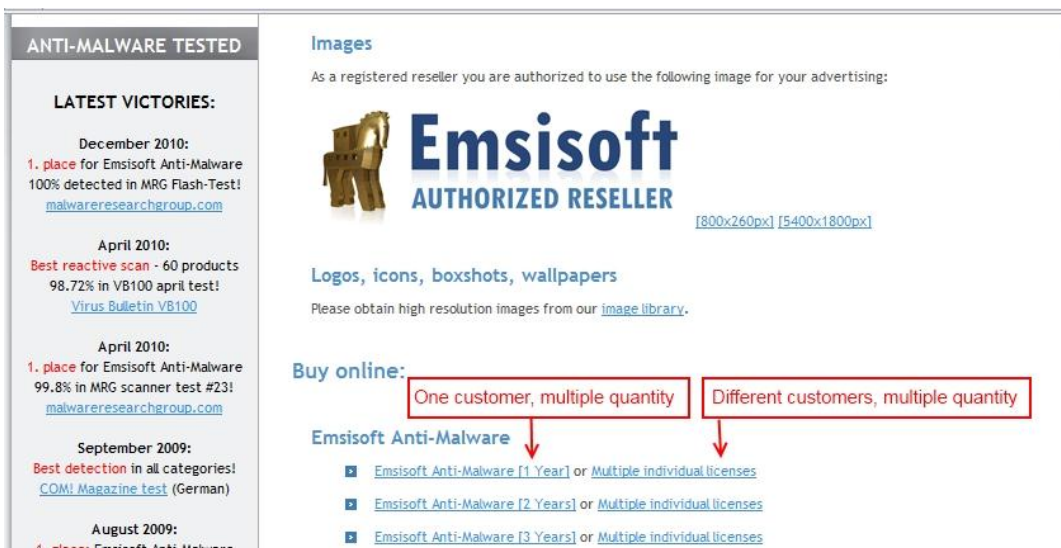
**How to purchase Emsisoft products/licenses?**

1. Go to our Reseller Area: <http://www.emsisoft.com/en/order/reseller/>.



2. Scroll down and choose one of the Emsisoft products you would like to purchase. You can change the license quantity in the shopping cart (please see step 4).

**Important:** If you would like to purchase multi-user license of Emsisoft Anti-Malware for one customer, please choose the 'Emsisoft Anti-Malware x-year' option. Then you will receive 1 license code valid for x number of users/PCs and our volume price will be applied. If you would like to purchase multiple single-user licenses for different customers, then please choose 'Multiple individual licenses' next to the product. You will receive multiple single-user licenses and our single user price will be applied for each license.



- In the next page, login with your Emsisoft Reseller account. If you cannot remember your login information, please see below the instruction 'How to reset a new password?'

- After you log in with your reseller account, you will be directed to the shopping cart. The shopping cart will display your discounted reseller price. Here you can change the license quantity. You can also change the shopping cart language and the currency. You can optionally add Emergency USB-Stick and/or CD box.

Product Name	Delivery	Unit Price	Qty.	Price	Add / Remove
Emsisoft Anti-Malware [1 Year] ⓘ 1 license - Including all software and signature updates ⚙️ Display volume discount prices	electronic	€30.00 Discount: 40% €18.00	1 ⓘ	€30.00 Discount: 40% €18.00	
Optional: Emergency USB-Stick [2 GB] ⓘ Contains tools for portable scanning and cleaning of infected PCs. Worldwide shipping included.	Postal mail	€20.00 Discount: 25% €15.00	0	€0.00 Discount: 25%	
<b>Total:</b>				<b>€18.00</b>	

Includes €2.87 VAT (19% on €15.13). ⓘ

#### ★ Delivery as CD box?

Get the software by postal mail. Pricing includes priority delivery. 2-3 working days within EU, 7 days outside EU.

Description	Price (incl. delivery)	Check to add
Delivery as boxed CD-Rom edition	€14.00	<input type="checkbox"/>

5. Enter the contact information of the end-customer in the 'Licensee Address' section.

### Licensee Address

Please enter the information of the person to whom this product shall be licensed below.

Company:

Salutation:

First Name: \*

Last Name: \*

Address: \*

Additional Address

Information:

Zip / Postal Code: \*

City: \*

Country: \*

Phone:

Fax:

The e-mail address entered below will receive important order related information, so please enter it carefully. To ensure accuracy, we ask that you enter this e-mail address twice.

E-mail: \*

Confirm e-mail: \*

6. Your billing address will be already displayed. But you can change it as well.

If you have selected Emsisoft Emergency USB-Stick or CD box, then you can indicate to which address you want the product to be posted ('Different Delivery Address')

### Billing address

Please enter your billing address information below. If necessary, you will also be able to specify a different delivery address later.

Company:

First Name: \*

Last Name: \*

Address: \*

Additional Address

Information:

Zip / Postal Code: \*

City: \*

Country: \*

The e-mail address entered below will receive important order related information, so please enter it carefully. To ensure accuracy, we ask that you enter this e-mail address twice.

E-mail: \*

Confirm e-mail: \*

### Different Delivery Address

Use the License Address as the Delivery Address.

Use the Billing Address as the Delivery Address.

Use a separate Delivery Address.

7. In the last step, enter the payment details. You can select different currency for payment and choose one of the payment methods.

**Payment Options**

Please choose your payment option here.

Select currency: \* Euro

Wire Transfer  Credit Card  Direct Debit  PayPal

**Payment by Credit Card**

Please enter your credit card details below.

Card Number: \*

Expiration Date: \* Month  Year

Security Code: \*  ⓘ

Cardholder Name: \*

Next

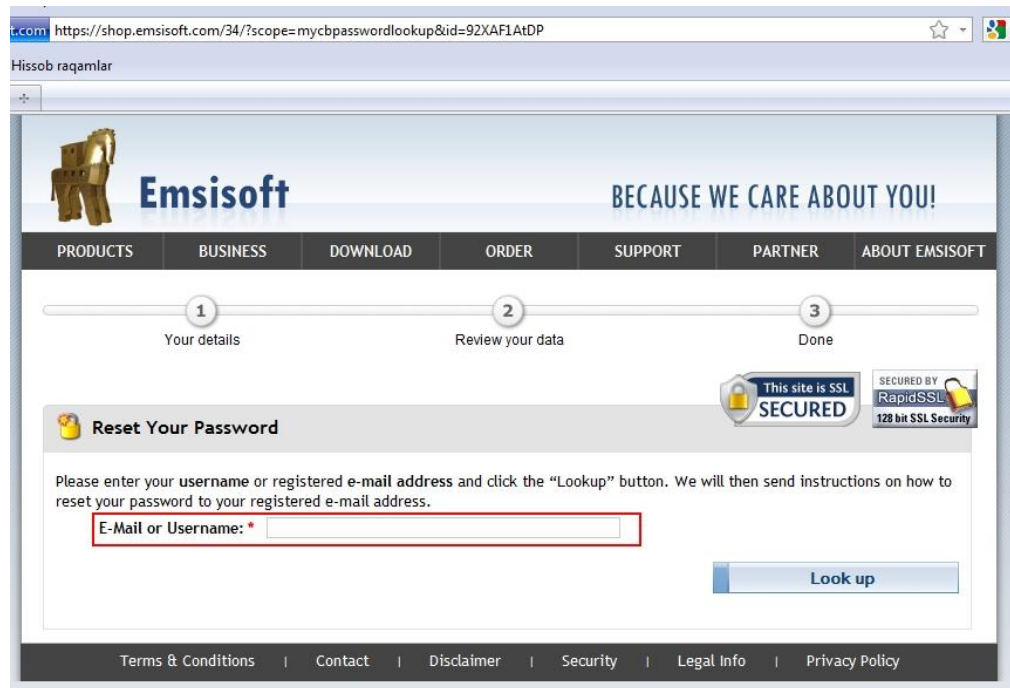
8. In the next page, the data you entered will be displayed for your review. You can edit the information or, if all the information is correct, complete the purchase by clicking the 'Complete purchase' button.

If you selected credit card or PayPal payment options, your payment will be processed immediately. If you selected wire transfer option, you will be given Cleverbridge bank account details for the transfer.

You will receive the license code via email as soon as your payment is accepted. If you want to receive the license as soon as possible, we recommend you to use credit card or PayPal payment options.

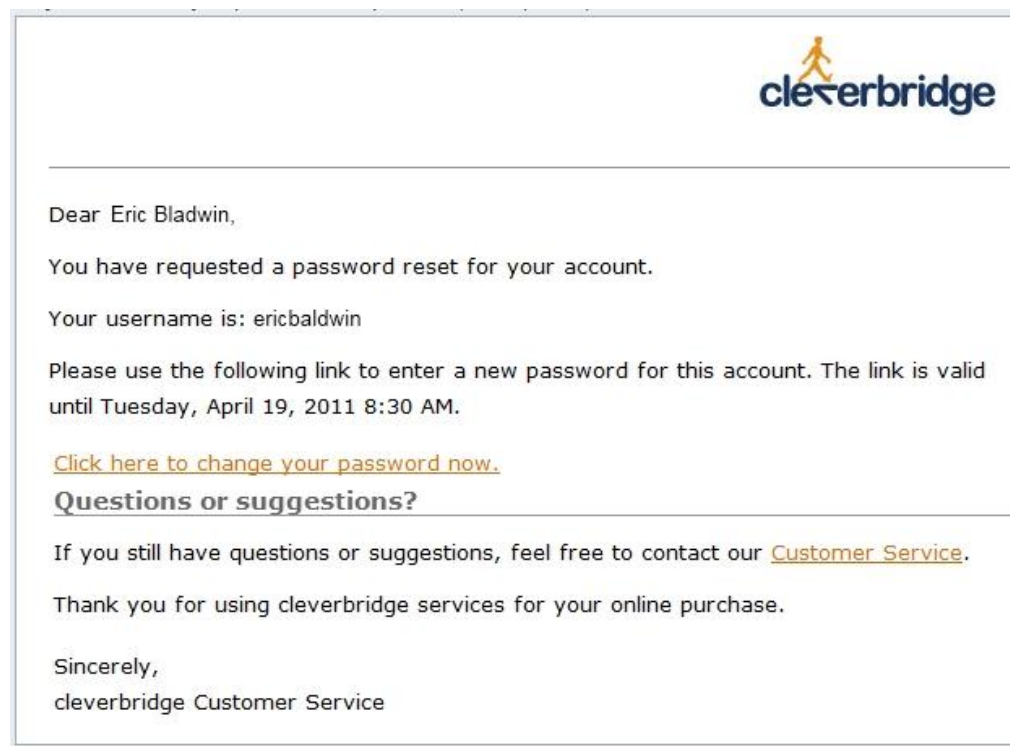
## How to reset a new password?

If you cannot remember your login information, click at 'reset your login data here' at the reseller login page (please see above), and in the next page enter your registered email or username. You can request your registered email or username from us: [sales@emsisoft.com](mailto:sales@emsisoft.com).



The screenshot shows a web browser window with the URL <https://shop.emsisoft.com/34/?scope=mycbpasswordlookup&id=92XAF1AtDP>. The page header includes the Emsisoft logo and the slogan "BECAUSE WE CARE ABOUT YOU!". A navigation menu contains links for PRODUCTS, BUSINESS, DOWNLOAD, ORDER, SUPPORT, PARTNER, and ABOUT EMSISOFT. A progress bar indicates three steps: 1. Your details, 2. Review your data, and 3. Done. The main content area is titled "Reset Your Password" and includes a security badge for SSL. The instructions state: "Please enter your username or registered e-mail address and click the 'Lookup' button. We will then send instructions on how to reset your password to your registered e-mail address." Below this is a text input field labeled "E-Mail or Username: \*" and a "Look up" button. The footer contains links for Terms & Conditions, Contact, Disclaimer, Security, Legal Info, and Privacy Policy.

After you enter your email or username and clicked 'Look up' button, you will receive an email from Cleverbridge with a link to reset your password.



The screenshot shows an email from Cleverbridge. The header features the Cleverbridge logo. The body of the email is addressed to "Dear Eric Bladwin," and states: "You have requested a password reset for your account. Your username is: ericbladwin. Please use the following link to enter a new password for this account. The link is valid until Tuesday, April 19, 2011 8:30 AM." A blue hyperlink is provided: [Click here to change your password now.](#) Below this is a section titled "Questions or suggestions?" with a link to [Customer Service](#). The email concludes with "Thank you for using cleverbridge services for your online purchase." and is signed "Sincerely, cleverbridge Customer Service".

Click the link 'Click here to change your password now', and you will be directed to the webpage where you can create a new password for your Emsisoft Reseller account. Enter a new password and click 'Next' button.

The screenshot shows a three-step progress bar at the top: 1. Your details, 2. Review your data, and 3. Done. Below the progress bar is a header area with a lock icon and the text 'Change Your Password'. To the right of the header are two security badges: 'This site is SSL SECURED' and 'SECURED BY RapidSSL \$10,000 Warranty'. The main content area contains the instruction: 'You can update your password on this page. Please enter your new password twice.' Below this instruction are two input fields: 'New Password: \*' and 'Retype Password: \*', both containing masked characters (dots). A red rectangular box highlights these two input fields. At the bottom right of the form is a blue 'Next' button.

After you change your password, you can go to our Reseller Area and purchase Emsisoft licenses with your reseller discount: <http://www.emsisoft.com/en/order/reseller/>.